{11.12A}

Super Erecta® Double Deep Top-Track™ High-Density Storage



TB TrackBuilder

- **Maximizes Storage Capacity:** Top-Track™ can increase the storage capacity of a given area up to 40%. The system allows more storage units to fit in a defined space. A movable, open aisle allows full access to each entire shelving unit thus eliminating hard to reach or “dead” spaces.
- **The Double Deep system** combines two Top-Track systems into one larger track shelving system. Connected side by-side shelving units, up to10.5ft (3.2 m) long, roll along the overhead tracks.
- **Easy Access:** The overhead track system guides the mobile units and opens an access aisle between any two units, whenever it is needed. The track is above the storage units enabling easy access for employees or for utility carts, simplifying the material handling task.
- **Clean Design:** Guide tracks are installed overhead enabling easy cleaning of floors.
- **Increased Productivity:** The longer bays allow you to move and access more product than single bay track systems. The system compensates for uneven floor surfaces. Floor should be smooth and free from large cracks or raised obstacles.
- **Uniquely Interchangeable:** Mix and match Super Erecta® shelf styles to optimize the storage space. (Note Spec Sheet #)

Super Erecta wire	(#10.01)
Super Erecta solid	(#10.20)
Super Erecta drop mat	(#10.12)
Super Erecta basket shelf	(#10.85)
Super Adjustable (quick adjust)	(#10.01A)

NSF

All Metro Catalog Sheets are available on our website: **metro.com**

Information and specifications are subject to change without notice.
Please confirm at time of order.
Copyright © 2024 InterMetro Industries Corp.

metro.com
North Washington Street, Wilkes-Barre, PA 18705
Product Information. U.S. and Canada: 1.800.992.1776
Outside U.S. and Canada: metro.com/contactus

SYSTEM COMPONENTS
A = Stationary End Units
B = Stationary Intermediate Unit (Optional)
C = Track Set
D = Mobile Units
E = Open Aisle

FRONT VIEW

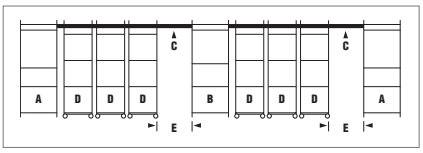

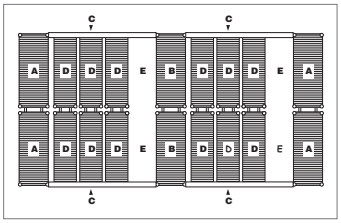

System Measurements

- Actual length: Nominal track length + nominal width of each end unit + 2" (51mm)
- Actual width: Nominal Shelf length + 3-1/2" (89mm)
- Actual height of system is approximately 87" (2210mm)

It is recommended that the tracks are installed at least 5" (127mm) from the wall.

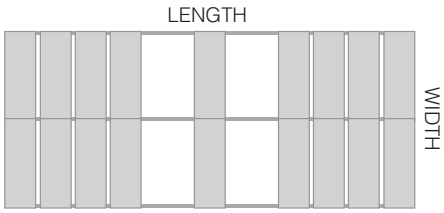

Mobile Unit Measurements

To accommodate bumpers, the actual size of a mobile unit is 2.5" (63.5 mm) wider than the shelf width shown. For example, an 18" (457 mm) wide unit is actually 20.5" (521 mm).

Choosing shelves: All end, intermediate, and mobile units must be 18" (457 mm) or wider.

Choose from Super Erecta and Super Adjustable options.
Super Adjustable shelves must be combined with top and bottom Super Erecta round collar shelves for Top-Track.

Stationary End Unit Kit (Choose one kit for each system)

Includes 86" high posts (2184mm) high stationary posts, and hardware necessary for connecting stationary end units to tracks. Shelves are sold separately.

Fits Shelf Width (in.)	mm	Approx. Pkd. Wt. (lbs.)	(kg).	Chrome Cat. No.
18	457	50.0	22.7	**LTTE18C**
21	530	50.5	22.9	**LTTE21C**
24	610	51.0	23.1	**LTTE24C**

Note: All kits come with plated foot plates. Each double deep stationary end kit includes (16) posts.



Traditional Configuration with stationary end units. ONE End Unit Kit is required per system. Shelves are ordered separately.

Stationary Intermediate Units

Required when overall desired track length exceeds 21' (6405mm). Optional when track length is under 21' (6405mm). Includes 86" high posts (2184mm) high stationary posts, and hardware necessary for connecting one stationary intermediate unit to tracks. Shelves are sold separately.

Fits Shelf Width (in.)	mm	Approx. Pkd. Wt. (lbs.)	(kg).	Chrome Cat. No.
18	457	46.5	21.1	**LTTA18C**
21	530	47.0	21.3	**LTTA21C**
24	610	47.5	21.5	**LTTA24C**

Note: All kits come with plated foot plates. Each doubel deep stationary intermediate kit includes (8) posts.

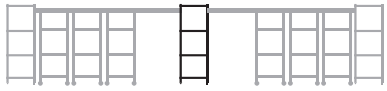

ONE Intermediate Kit (see rules). Shelves are ordered separately.

Mobile Units (One kit required per mobile unit)

Includes four 74" (1880mm) high mobile posts, four casters, donut bumpers, guide rollers, and other hardware to assemble a mobile unit. Shelves are sold separately.

Using 18" (457mm) wide mobile units: Maximum allowable shelf length is 60" (1524mm). Maximum of five 18" (457mm) units are allowable between two stationary units.

Fits Shelf Width (in.)	mm	Approx. Pkd. Wt. (lbs.)	(kg).	Chrome Cat. No.
18	457	32.0	14.5	**LTTM18C**
21	530	33.0	15.0	**LTTM21C**
24	610	34.0	15.4	**LTTM24C**

Note: All chrome kits come with chrome plated casters. Each double deep mobile kit includes (8) posts.

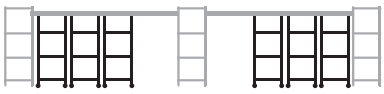

ONE Mobile kit per mobile unit.
Example: (6) needed in the above picture.
Shelves are ordered separately.

Under normal conditions, aisle width of 30"-36" (760-914mm) is recommended. The storage of very large objects within the system, however, may require an aisle width larger than 36" (914mm).

Track Sets

Includes tracks and hardware needed to assemble track runs up to 21' (6400mm).

Dimensions Length (ft.)	(mm)	Approx. Pkd. Wt. (lbs.)	(kg)	Super Erecta Brite Cat. No.
2.5	762	15.0	6.8	**TTS2.5NA**
6	1828	40.5	18.2	**TTS6NA**
7	2135	47.5	21.3	**TTS7NA**
8	2440	56.0	25.2	**TTS8NA**
9	2743	62.5	28.1	**TTS9NA**
10	3048	69.5	31.2	**TTS10NA**
11	3352	76.5	34.4	**TTS11NA**
12	3657	83.5	37.5	**TTS12NA**
13	3962	92.0	41.4	**TTS13NA**

Dimensions Length (ft.)	(mm)	Approx. Pkd. Wt. (lbs.)	(kg)	Chrome Cat. No.
14	4267	98.0	44.1	**TTS14NA**
15	4572	106.5	47.9	**TTS15NA**
16	4877	113.5	51.0	**TTS16NA**
17	5182	121.0	54.4	**TTS17NA**
18	5486	128.0	58.0	**TTS18NA**
19	5791	135.0	60.7	**TTS19NA**
20	6096	142.0	63.9	**TTS20NA**
21	6400	149.0	67.0	**TTS21NA**

Note: Note: TTS2.5NA includes a joining kit to connect the tracks to other track sets.

For best performance on heavily loaded systems:

1. For configurations using shelves 60" (1524mm) or longer and managing heavier loads choose a more rigid shelving option. Wire shelving – Use all Super Erecta round collar shelves.
2. Mobile Units: If 18" (457mm) wide mobile units are planned, the maximum allowable size shelf is 60" (1524mm) long. If 18" (457mm) wide by 60" (1524mm) long mobile units are planned, a maximum of five 18" (457mm) mobile units are allowable between two stationary units. 18" (457mm), 21" (530mm) and 24" (610mm) wide mobile units can be intermixed in a given system. The standard system requires 74" (1880mm) posts on the mobile units.
3. Weight capacities (evenly distributed) - Mobile Units. Super Erecta, Super Erecta Pro - up to 1200lbs. (550kg).
4. When using long tracks, 13ft or longer, securing the stationary units to the floor will help to keep the system in alignment.
5. For longer systems (15ft / 4.6m or longer), consider segmenting the layout into two shorter bays using a stationary intermediate unit.
6. Consider the effort to move each mobile unit when evaluating ONE double deep system vs TWO side-by-side single Top-Track systems. A double deep mobile unit loaded with between 800-1200 lbs. (365-550kg) will require effort (defined as lbs. of force) of between 12-24 lbs. (8-11kg) to move it from a complete stop.

Installation Guidelines

1. It is recommended that the tracks are installed a minimum of 5" (127mm) from the wall.
2. It is the discretion of the user to install the end units to the floor.
3. Floor should be level, smooth, and free from cracks and raised objects.
4. For new construction, it is recommended that flooring of suitable durability is used in areas where Top-Track will be installed. When such flooring is not an option, floor pad protectors are recommended to protect soft flooring materials from wear and tear.
5. Enclosure panels may be used on mobile units. Panels must be mounted to ensure they do not interfere with the tracks.

Mobile Unit — Space Calculator. (Use to help determine the quantity of mobile units and the open aisle dimension)

	Nominal Shelf Depth	Actual Depth with Bumpers	Space Occupied by Each Quantity of Mobile Units: qty. 1	qty. 2	qty. 3	qty. 4	qty. 5	qty. 6	qty. 7	qty. 8	qty. 9	qty. 10	qty. 11
(in.)	18	20.5	20.5	41	61.5	82	102.5	123	143.5	64	184.5	205	225.5
(in.)	21	23.5	23.5	47	70.5	94	117.5	141	164.5	188	211.5	—	—
(in.)	24	26.5	26.5	53	79.5	106	132.5	159	185.5	212	—	—	—
(mm)	457	520.5	520.5	1041	1561.5	2082	2602.5	3123	3643.5	4164	4684.5	5205	5725.5
(mm)	530	593.5	593.5	1187	1780.5	2374	2967.5	3561	4154.5	4748	5341.5	—	—
(mm)	610	673.5	673.5	1347	2020.5	2694	3367.5	4041	4714.5	5388	—	—	—

Replacement Parts	Model No.
Rollers (bag of 4)	**HDWE-TTROLL**
Bumpers for mobile units	**9992DB**
Caster*	**5MPOR** (plated stem/horn); **5MPORSA** (stainless steel stem/horn)
Track joining kits	**HDWE-TTJOIN**
Hardware for track	**RPHDWE-TTECAP**
Footplates*	**9993Z** (zinc plated), **9993S** (Stainless Steel)

For older Top-Track systems installed prior to 2002, consult your Metro repsentative.

Super Erecta® Double Deep Top-Track™ High-Density Storage

Top-Track Floor Pad Protectors

- Compensate for soft flooring materials by protecting the floor from normal wear and tear from mobile units.
- To make more applicable for sterile environments a bead of silicone (not included) is recommended to seal the seam between the floor pads and the floor.
- Material: aluminum

For Track Length (ft)	(mm)	Model No.	For Track Length (ft)	(mm)	Model No.
6	1828	**FPS6N**	14	4267	**FPS14N**
7	2135	**FPS7N**	15	4572	**FPS15N**
8	2440	**FPS8N**	16	4877	**FPS16N**
9	2743	**FPS9N**	17	5182	**FPS17N**
10	3048	**FPS10N**	18	5486	**FPS18N**
11	3353	**FPS11N**	19	5791	**FPS19N**
12	3657	**FPS12N**	20	6096	**FPS20N**
13	3962	**FPS13N**	21	6400	**FPS21N**

Top-Track Wall Mount Bracket

Used to attach one set of tracks to the wall. Eliminates the need for a stationary end unit. Includes one pair of plated wall brackets. Hardware to attach the brackets to the wall is NOT included.
Model No. TTWM



TTWM



Top-Track® Floor Protectors

Top-Track Stop Plate Kit

Used in conjunction with the Wall Mount Bracket kit. The aluminum stop plates bolt to the underside of the track next to the wall brackets to prevent mobile units from bumping into the wall.
Model No. TTSTP



TTSTP